

# Birmingham Social Enterprise City

## Baseline Survey 2019

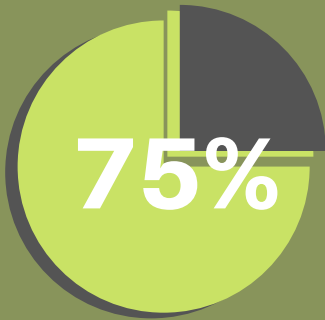
The Profile of the Social Enterprise Sector in Birmingham - July 2019

### No. of SEs



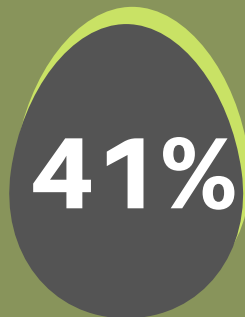
564 social enterprises identified in Birmingham

### Trading



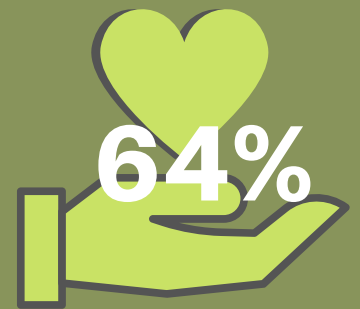
75% of social enterprises engage in trading activities and earn at least 25% of their income from trading

### Age



41% of social enterprises formed in the past 3 years

### Use of Volunteers



64% of SEs use volunteers - around half a million volunteer hours a year, worth at least £5.6m

### Employment



39%

39% of SEs do not yet employ staff



32%

32% of SEs employ 1-5 staff



19%

19% of SEs employ 6-12 staff



2%

2% of SEs employ 13-50 staff



8%

8% of SEs employ large workforce's of 51+

# Birmingham Social Enterprise City

## Baseline Survey 2019

The Profile of the Social Enterprise Sector in Birmingham - July 2019

### Inter-trading

£17m

SEs spend nearly £17m a year with each other

### Reinvesting in the business

£5.6m

69% of SEs reinvest in their businesses - worth at least £5.6m a year

### Reinvesting in social mission

£30m

69% of SEs reinvest in achieving social mission - worth nearly £30m a year

### Reporting social impact/value



Many SEs still experience difficulties in reporting their social value and/or social impact

### Trade Sectors

5 biggest trade sectors



52%

Education and Training



41%

Health, social care and welfare



26%

Community development and regeneration



18%

Advice, counselling & guidance



18%

Creative, digital & media

### Turnover



£0k-  
£24k

38% of SEs have turnover in the £0k-£24k a year range



£25k-  
£400k

43% of SEs are in turnover bands between £25k and £400k a year



£401k-  
£1m

6% of SEs are in turnover bands from £401k to £1m



£1m  
+

Almost 10% of SEs have turnovers of over £1m